

 **Beta**
WORKER

2026



NUOVA PROMOZIONE
VALIDA DAL 02/03/2026
AL 28/02/2027

Prezzi netti I.V.A. esclusa - Salvo esaurimento scorte

BETA WORKER
 è la linea di utensili pensata
 per rispondere alle esigenze dei
 professionisti con soluzioni essenziali
 e funzionali, caratterizzate da un ottimo
 rapporto qualità-prezzo.



**NUOVO
 CRICCHETTO
 Beta**



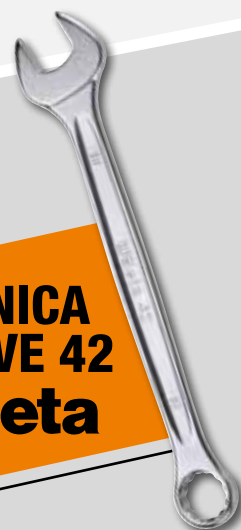
La linea migliora ancora di più, raggiungendo livelli di qualità sempre più elevati grazie all'inserimento del **NUOVO CRICCHETTO BETA** negli assortimenti.

Prodotto negli stabilimenti italiani di Beta, il cricchetto si distingue per le prestazioni elevate e per il nuovo design con leva piegata e impugnatura ergonomica, caratteristiche che garantiscono comodità e facilità d'uso anche in spazi ristretti.



La gamma di cassettiere con assortimento, inoltre, diventa ancora più esclusiva con l'inserimento dell'**ICONICA CHIAVE BETA 42**, per offrire le soluzioni migliori in termini di qualità e prestazioni.

**ICONICA
 CHIAVE 42
 Beta**



INDICE

INSERTI E BUSTA UTENSILI



3-4

CASSETTE CON BUSSOLE



4-9

VALIGIE, CESTELLI E TROLLEY



10-19

CARRELLI E CASSETTIERE CON ASSORTIMENTO



20-35

ASSORTIMENTI C45PRO 2.0



36-39

BW 1256/C21-1

012566122

4 mm



Microgiravite con 21 inserti intercambiabili da 4 mm e impugnatura, in astuccio tascabile

x22

€ 17,50



●		BW 1256LP	1,5-2-2,5 mm
+		BW 1256PH	PH0-PH1
+		BW 1256PZ	PZ0-PZ1
○		BW 1256PE	0,7-0,9-1,3-1,5-2-2,5-3 mm
⊗		BW 1256TX	T4-T5-T6-T7
⊕		BW 1256RTX	T8-T10-T15
4 mm			99 mm

BW 860EA/31

008606992

1/4



Serie di 30 inserti con portainseri, in astuccio tascabile

x31

€ 20,00



●		BW 861LP	0,5x3-0,6x4,5-0,8x5,5-1,0x5,5-1,2x6,5-1,6x8 mm
+		BW 861PH	1-2-3
+		BW 861PZ	1-2-3
○		BW 861PE	2-3-4-5-6-8 mm
⊗		BW 861TX	T8-T9-T10-T15-T20-T25-T27-T30-T40
○		BW 861PQ	1-2-3 mm
		BW 882M1	○ 1/4 - ● 1/4

BW 861/C61

008616961

1/4



Serie di 60 inserti con portainseri magnetico, in astuccio tascabile

x61

€ 30,50



●		BW 861LP	0,5x3 (x2)-0,5x4(x2)-0,6x4,5(x2)-0,8x5(x2)-1,0x5,5(x2)-1,0x6(x2)-1,6x8(x2) mm
+		BW 861PH	PH0(x2)-PH1(x7)-PH2(x7)-PH3(x2)
+		BW 861PZ	PZ0(x2)-PZ1(x3)-PZ2(x3)-PZ3(x2)
○		BW 861PE	1,5-2-2,5-3-4-4,5-5-5,5-6-8 mm
⊗		BW 861TX	T9-T10-T15-T20-T25 T27-T30-T40
		BW 882M1	○ 1/4 - ● 1/4

BW 861MIX/C62

008616962

1/4



NOVITÀ

Serie di 60 inserti e 2 accessori, in astuccio tascabile

x62

€ 29,00



●		BW 861LP	25mm LP: 3-4(x2)-4,5-5(x2)-5,5-6(x2)-7mm
+		BW 861PH	25mm PH: PH0(x2)-PH1(x2)-PH2(x2)-PH3(x2)
+		BW 861PZ	25mm PZ: PZ0(x2)-PZ1(x2)-PZ2(x2)-PZ3(x2)
○		BW 861PE	25mm TX: T10(x2)-T15(x2)-T20(x2)-T25(x2)-T27-T30
⊗		BW 861TX	25mm PE: 2-3-4-5-6mm
●		BW 861SQ	25mm SQ: 0-1-2-3
●		BW 862LP	50mm LP: 5-6mm
+		BW 862PH	50mm PH: PH1-PH2
●		BW 862LP/L	75mm LP: 5mm
+		BW 862SP/L	75mm PH: PH1
⊗		BW 862TXL	75mm TX: T10-T15
○		BW 862F	F: 5-6-7-8-3-10-11mm

861/C100

008616998

1/4



Serie di 98 inserti
con 2 portainseri
in astuccio

x100

€ 47,50



	861LP	3-4-4,5-5,5(x3)-6,5(x2)-8(x2) mm
	861PH	PH0(x2)-PH1(x3)-PH2(x3)-PH3(x2)-PH4
	861PZ	PZ1(x3)-PZ2(x3)-PZ3(x2)-PZ4
	861PE	2-2,5(x2)-3(x2)-4(x2)-5(x2)-6(x2)-8-10 mm
	861TX	T6-T7-T8-T9-T10(x2)-T15-T20(x2)-T25(x2)-T27-T30(x2)-T40(x2)
	861RTX	T6-T7-T8-T10-T15-T20-T25-T27-T30-T40
	861XZN	M5-M6-M8
	861TQS	0-1-2-3-4-5-6-8-10
	861TRW	1-2-3-4-5-6
	861SP	4-6-8-10-12
	861SQ	0-1(x2)-2(x2)-3
		10 - 14 (x2)

BW 2002/B20

020026920

Busta avvolgibile in tessuto
con assortimento
di 20 utensili

NOVITÀ

x20

€ 59,00



600x300 mm

	BW 42		7-8-10-13-17-19 mm
	BW 96/SC9		1,5-2-2,5-3-4-5-6-8-10 mm
	BW 1150BM		180 mm
	1201E		0,8x4x100 mm
	1202E		PH1x80 - PH2x100 mm
	BW 1128BMX		150 mm

BW 903E/C42

009036142

1/4"

Assortimento di 13 chiavi a bussola esagonali,
18 inserti per avvitatori,
4 chiavi maschio esagonale piegate
e 7 accessori, in cassetta di plastica

x42

€ 46,00

190x160x60 mm

	BW 900		4-4,5-5-5,5-6-7-8-9-10-11-12-13-14 mm
	900E/55		125 mm
	BW 900/25		
	BW 900/20		50 mm
	BW 900/20L		100 mm
	BW 900/42		115 mm
	BW 900/30		150 mm
	BW 96		1,3-1,5-2-2,5 mm
	BW 895/1		□ 1/4 - ○ 1/4
	BW 861LP		10 0,6x4-0,8x5,5-1,2x6,5 mm
	BW 861PH		10 PH1-PH2-PH3
	BW 861PZ		10 PZ1-PZ2-PZ3
	BW 861PE		10 3-4-5-6 mm
	BW 861TX		10 T10-T15-T20-T25-T30











BW 913E/C33

009136133

3/8"

Assortimento di 28 chiavi a bussola esagonali e 5 accessori, in cassetta di plastica

	BW 910A	○	6-7-8-9-10-11-12-13-14-15-16-17-18-19-20-21-22-24 mm
	BW 910AL	○	8-9-10-12-13-14-17-19 mm
	BW 956C	○	16 mm (5/8") 21 mm (13/16")
	910E/55	⊗	204 mm
	BW 910/25		
	BW 910/20		75 mm
	BW 910/22		150 mm
	BW 920/15F	□	1/2" - 3/8"

x33



€ 63,00







285x210x84 mm

BW 923E/C25

009236125

1/2"

Assortimento di 20 chiavi a bussola esagonali e 5 accessori, in cassetta di plastica

	BW 920A	○	8-9-10-11-12-13-14-15-16-17-18-19-20-21-22-23-24-27-30-32 mm
	920E/55	⊗	267 mm
	BW 920/25		
	BW 920/21		125 mm
	BW 920/22		250 mm
	BW 910/16F	□	3/8" - 1/2"

x25



€ 76,00

285x210x84 mm

BW 923E-PE/C18




009236028

1/2" 

Assortimento di 18 chiavi a bussola per viti con impronta esagonale, in cassetta di plastica

€ 67,00

x18

 55 mm	BW 920PE	○ 4-5-6-7-8-10-12-14-17-19 mm
 100 mm	BW 920PE-L	○ 4-5-6-7-8 mm
 140 mm	BW 920PE-XL	○ 10-12-14 mm

285x210x84 mm



BW 923E-TX/C18

009236018

1/2" 

Assortimento di 18 chiavi a bussola per viti con impronta Torx®, in cassetta di plastica

€ 60,00

x18

 55 mm	BW 920TX	⊗ T20-T25-T27-T30-T40-T45-T50-T55-T60-T70
 100 mm	BW 920TX-L	⊗ T20-T25-T27-T30-T40
 140 mm	BW 920TX-XL	⊗ T45-T50-T55

285x210x84 mm



BW 923E-FTX/C17



009236017

1/2"  

Assortimento di 17 chiavi a bussola per viti con profilo Torx®, in cassetta di plastica

€ 43,00

x17

	BW 920FTX	⊗ E10-E12-E14-E16-E18-E20-E22-E24
	BW 920TX	⊗ T20-T25-T27-T30-T40-T45-T50-T55-T60

285x210x84 mm





BW 928E/C17

009286017

3/4"

Assortimento di 12 chiavi a bussola esagonali e 5 accessori, in cassetta di plastica

€ 209,00

	BW 928A	○	22-24-27-30-32-34-36 38-41-46-50-55 mm
	BW 928/55	⊗	500 mm
	BW 928/25		
	BW 928/21		100 mm
	BW 928/22		200 mm
	BW 928/42		455 mm

555x370x92 mm



x17

BW 903E/C98









009036198

1/4" 1/2"








Assortimento di 45 chiavi a bussola esagonali, 35 inserti per avvitatori, 4 chiavi maschio esagonali piegate e 14 accessori, in cassetta di plastica

€ 129,00

1/4"

	BW 900	○	4-4,5-5-5,5-6-7-8-9-10-11-12-13-14 mm
	BW 900L	○	6-7-8-9-10-11-12-13 mm
	900E/55	⊗	125 mm
	BW 900/25		
	BW 900/20		50 mm
	BW 900/20L		100 mm
	BW 900/30		150 mm
	BW 900/42		115 mm
















1/2"

	BW 920A	○	10-11-12-13-14-15-16-17-18-19-20-21- 22-24-27-30-32 mm
	BW 920AL	○	14-15-17-19-22 mm
	BW 956C	○	16 mm (5/8") - 21 mm (13/16")
	920E/55	⊗	267 mm
	BW 920/25		
	BW 920/21		125 mm
	BW 920/22		250 mm

x98

375x295x84 mm



	BW 910/16F	□ 3/8" - ■ 1/2"
	BW 895/6	□ 1/2" - ○ 5/16"
	BW 895/1	□ 1/4" - ○ 1/4"
	BW 892/0	● 1/4" - ■ 1/4"
	BW 861PH	⊕ ⊗ PH1-PH2
	BW 861PZ	⊕ ⊗ PZ1-PZ2
	BW 861PE	○ ⊗ 3-4-5-6 mm
	BW 861LP	● ⊗ 0,6x4-0,8x5,5-1,2x6,5 mm
	BW 861TX	⊗ ⊗ T10-T15-T20-T25-T27-T30
	BW 866LP	● ⊗ 1,6x8-1,6x10-2,0x12 mm
	BW 866PH	⊕ ⊗ PH3-PH4
	BW 866PZ	⊕ ⊗ PZ3-PZ4
	BW 866PE	○ ⊗ 7-8-10-12-14 mm
	BW 866TX	⊗ ⊗ T40-T45-T50-T55-T60-T70
	BW 96	○ 1,3-1,5-2-2,5 mm

BW 903E/C170

009036070

1/4" 3/8" 1/2"

Assortimento di 74 chiavi a bussola esagonali, 42 inserti per avvitatori, 30 chiavi a bussola a giravite, 7 chiavi maschio esagonali piegate e 17 accessori, in cassetta di plastica

x170

€ 215,00



1/4"

453x375x90 mm

	BW 900	○	4-4,5-5-5,5-6-7-8-9-10-11-12-13-14 mm
	BW 900L	○	4-5-6-7-8-9-10 mm
	900E/55	⊕	125 mm
	BW 900/25		
	BW 900/20		50 mm
	BW 900/20L		100 mm
	BW 900/30		150 mm
	BW 900/42		115 mm
	BW 900FTX	⊗	E4-E5-E6-E7-E8
	BW 900LP	●	0,8x4-1,0x5,5-1,2x6,5-1,2x8 mm
	BW 900PH	⊕	PH0-PH1-PH2
	BW 900PZ	⊕	PZ0-PZ1-PZ2
	BW 900ME	○	3-4-5-6 mm
	BW 900TX	⊗	T08-T09-T10-T15-T20-T25-T27-T30
	BW 900RTX	⊗	T08-T09-T10-T15-T20-T25-T27-T30

1/2"

	BW 920A	○	10-11-12-13-14-15-16-17-18-19-20-21-22-24-27-30-32 mm
	BW 920AL	○	16-17-18-19-22 mm
	BW 920FTX	⊗	E18-E20-E24
	BW 956C	○	16 mm (5/8") - 21 mm (13/16")
	920E/55	⊕	267 mm
	BW 920/25		
	BW 920/21		125 mm
	BW 920/22		250 mm
	BW 910/16F	□ 3/8" - ■ 1/2"	

3/8"

	BW 910A	○	10-11-12-13-14-15-16-17-18-19 mm
	BW 910AL	○	10-11-12-13-14-15 mm
	BW 910FTX	⊗	E10-E11-E12-E14-E16
	BW 956E	○	18 mm (11/16")
	910E/55	⊕	204 mm
	BW 910/25		
	BW 910/22		150 mm

	BW 96	○	0,9-1,5-2-2,5-3-4-5 mm
	BW 895/4	□ 3/8" - ○ 5/16"	
	BW 895/6	□ 1/2" - ○ 5/16"	
	BW 895/1	○ 1/4" - □ 1/4"	
	BW 892/0	● 1/4" - ■ 1/4"	
	BW 861RTX	⊗	T9-T10-T15-T20-T25-T27-T30-T40
	BW 861TX	⊗	T6-T7-T8
	BW 861RIBE	⊗	T7-8-9 mm
	BW 861XZN	○	T5-6-8 mm
	BW 866LP	●	1,6x8-1,6x10-2,0x12 mm
	BW 866PH	⊕	PH3-PH4
	BW 866PZ	⊕	PZ3-PZ4
	BW 866PE	○	T7-8-10-12-14 mm
	BW 866TX	⊗	T40-T45-T50-T55-T60-T70
	BW 866RTX	⊗	T40-T45-T50-T55-T60-T70

BW 2046E/C116



020466316

1/2" 1/4"

Valigia con assortimento di 116 utensili per manutenzione generale, in plastica

x116

€ 209,00



453x375x90 mm

1/4"

	BW 900	○	4-4,5-5-5,5-6-7-8-9-10-11-12-13-14 mm
	BW 900L	○	6-7-8-9-10-11-12-13 mm
	900E/55	⊕	125 mm
	BW 900/25		
	BW 900/20		50 mm
	BW 900/20L		100 mm
	BW 900/30		150 mm
	BW 900/42		115 mm

1/2"

	BW 920A	○	10-11-12-13-14-15-16-17-18-19-20-21-22-24-27-30-32 mm
	BW 920AL	○	14-15-17-19-22 mm
	BW 956C	○	16 mm (5/8") - 21 mm (13/16")
	920E/55	⊕	267 mm
	BW 920/25		
	BW 920/21		125 mm
	BW 920/22		250 mm
	BW 910/16F	□ 3/8" - ■ 1/2"	
	BW 895/6	□ 1/2" - ○ 5/16"	

	BW 895/1	□ 1/4" - ○ 1/4"
	BW 892/0	● 1/4" - ■ 1/4"
	BW 861PH	⊕ 10 PH1-PH2
	BW 861PZ	⊕ 10 PZ1-PZ2
	BW 861PE	○ 10 3-4-5-6 mm
	BW 861LP	● 10 0,6x4-0,8x5,5-1,2x6,5 mm
	BW 861TX	⊕ 10 T10-T15-T20-T25-T27-T30
	BW 866LP	● 10 1,6x8-1,6x10-2,0x12 mm
	BW 866PH	⊕ 10 PH3-PH4
	BW 866PZ	⊕ 10 PZ3- PZ4
	BW 866PE	○ 10 7-8-10-12-14 mm
	BW 866TX	⊕ 10 T40-T45-T50-T55-T60-T70
	BW 42	⊕ 7-8-9-10-11-12-13-14-15-16-17-18-19 mm
	BW 96/SC9	○ 1,5-2-2,5-3-4-5-6-8-10 mm

BW 2047E/C108



020476308

1/4" 1/2"

Valigia con assortimento di 108 utensili per manutenzione generale, in plastica

x108

€ 259,00



555x370x92 mm

1/4"

	BW 900	○	4-4,5-5-5,5-6-7-8-9-10-11-12-13-14 mm
	900E/55	⊕	125 mm
	BW 900/25		
	BW 900/20		50 mm
	BW 900/20L		100 mm
	BW 900/30		150 mm
	BW 900/42		115 mm

BW 860EA/31

1/4"

●	□	BW 861LP	0,5x3-0,6x4,5-0,8x5,5-1,0x5,5-1,2x6,5-1,6x8 mm
⊕	□	BW 861PH	1-2-3
⊕	□	BW 861PZ	1-2-3
○	□	BW 861PE	2-3-4-5-6-8 mm
⊕	□	BW 861TX	T8-T9-T10-T15-T20 T25-T27-T30-T40
○	□	BW 861PQ	1-2-3 mm
□	□	BW 882M1	○ 1/4 - ● 1/4



1/2"

	BW 920A	○	10-11-12-13-14-15-16-17-18-19-20-21-22-24-27-30-32 mm
	BW 956C	○	16 mm (5/8") - 21 mm (13/16")
	920E/55	⊕	267 mm
	BW 920/25		
	BW 920/21		125 mm
	BW 920/22		250 mm
	BW 910/16F	□ 3/8" - ■ 1/2"	

	BW 895/1		□ 1/4" - ○ 1/4"
	BW 42	⊕	7-8-9-10-11-12-13-14-15-16-17-18-19 mm
	BW 96/SC9	○	1,5-2-2,5-3-4-5-6-8-10 mm
	BW 1048		250 mm
	BW 1082BM	⚡	160 mm
	BW 1150BM	≡	180 mm
	BW 1166BM	●	160 mm
	1201E	●	3x75-4x100-5,5x125 6,5x150mm
	1202E	⊕	PH1-PH2
	BW 1370	⚡	300 g

BW 2052LE-82

020526001

1/4"

NOVITÀ

Valigia con assortimento di 82 utensili per manutenzione generale

• Vassio morbido in EVA incluso

x82







€ 169,00



400x300x140 mm




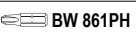










	BW 42		8-9-10-11-12-13-14-15-17-19 mm
	BW 96BPC/SC9		1,5-2-2,5-3-4-5-6-8-10 mm
	BW 1048		250 mm
	BW 1150BM		180 mm
	BW 1082BM		160 mm
	1201E		3x75-5,5x150-6,5x150 mm
	1202E		PH0-PH1-PH2 mm
	BW 1128BMX		150 mm
	BW 1370		300 g
	BW 1692/3		3 m
	1770A		9 mm
	BW 1770RL		10x

1/4"

	BW 900		8-10-11-12-13-14 mm
	BW 900/20L		100 mm
	BW 900/30		150 mm
	900E/55		126 mm

BW 860EA/31

1/4"

		BW 861LP	0,5x3-0,6x4,5-0,8x5,5-1,0x5,5-1,2x6,5-1,6x8 mm
		BW 861PH	1-2-3
		BW 861PZ	1-2-3
		BW 861PE	2-3-4-5-6-8 mm
		BW 861TX	T8-T9-T10-T15-T20 T25-T27-T30-T40
		BW 861PQ	1-2-3 mm
		BW 882M1	○ 1/4 - ● 1/4



BW 2054E-100

020546011

14"

Valigia con assortimento di 100 utensili per manutenzione generale

- Vassoio morbido in EVA incluso

€ 249,00

x100



400x300x140 mm



	BW 42	6-7-8-9-10-11-12-13-14-15-16-17-19 mm
	BW 96BPC/SC9	1,5-2-2,5-3-4-5-6-8-10 mm
	BW 1048	250 mm
	BW 1082BM	160 mm
	BW 1150BM	180 mm
	BW 1166BM	160 mm
	1201E	3x75-5,5x100-6,5x150 mm
	1202E	PH0x60-PH1x80-PH2x100 mm
	BW 1253	3,5x100 mm
	BW 1370	300 g
	BW 1692/3	3 m
	1770A	9 mm
	BW 1770RL	10x
	BW 1778SCL	170 mm
	BW 1725CR	150 mm

BW 860EA/31 14"

	BW 861LP	0,5x3-0,6x4,5-0,8x5,5-1,0x5,5-1,2x6,5-1,6x8 mm
	BW 861PH	1-2-3
	BW 861PZ	1-2-3
	BW 861PE	2-3-4-5-6-8 mm
	BW 861TX	T8-T9-T10-T15-T20-T25-T27-T30-T40
	BW 861PQ	1-2-3 mm
	BW 882M1	1/4 - 1/4



14"

	BW 882P/80	1/4 - 1/4
	BW 895/1	1/4 - 1/4
	BW 900	4-4,5-5-5,5-6-7-8-9-10-11-12-13-14 mm
	BW 900/20	50 mm
	BW 900/20L	100 mm
	BW 900/25	
	BW 900/30	150 mm
	BW 900/42	115 mm
	900E/55	125 mm

BW 2054E-128

020546012

1/4" 3/8"

x128

Valigia con assortimento di 128 utensili per manutenzione generale

- Vassoio morbido in EVA incluso

€ 299,00



BW 860EA/31

1/4"

●	BW 861LP	0,5x3-0,6x4,5-0,8x5,5-1,0x5,5-1,2x6,5-1,6x8 mm
⊕	BW 861PH	1-2-3
⊕	BW 861PZ	1-2-3
○	BW 861PE	2-3-4-5-6-8 mm
⊗	BW 861TX	T8-T9-T10-T15-T20 T25-T27-T30-T40
○	BW 861PQ	1-2-3 mm
○	BW 882M1	○ 1/4 - ● 1/4



BW 1256/C21-1

4 mm

●	BW 1256LP	1,5-2-2,5 mm
⊕	BW 1256PH	PH0-PH1
⊕	BW 1256PZ	PZ0-PZ1
○	BW 1256PE	0,7-0,9-1,3-1,5-2-2,5-3 mm
⊗	BW 1256TX	T4-T5-T6-T7
⊗	BW 1256RTX	T8-T10-T15
4 mm	UE	99 mm



400x300x140 mm

	BW 42	7-8-9-10-11-12-13-14-15-16-17-19 mm
	BW 96BPC/SC9	1,5-2-2,5-3-4-5-6-8-10 mm
	BW 1048	250 mm
	BW 1082BM	160 mm
	BW 1150BM	180 mm
	BW 1166BM	160 mm
	1201E	3x75-5,5x100-6,5x150 mm
	1202E	PH0x60-PH1x80-PH2x100 mm
	BW 1128BMX	150 mm
	BW 1370	300 g
	BW 1692/3	3 m
	1771	18 mm
	BW 1771RL	10x
	BW 1833S	105 mm (pila 1xAA - non inclusa)

1/4"

	BW 895/1	○ 1/4 - □ 1/4
	BW 900	○ 4-4,5-5-5,5-6-7-8-9-10-11-12-13 mm
	BW 900/20L	100 mm
	BW 900/25	
	BW 900/30	150 mm
	BW 900/42	115 mm
	900E/55	⊗ 125 mm

3/8"

	BW 910A	○ 14-15-17-18-19-22-24 mm
	BW 910/22	150 mm
	BW 910/25	
	910E/55	⊗ 204 mm
	BW 920/15F	□ 1/2" - ■ 3/8"

BW 2054EL-106

020546380

1/4"

NOVITÀ

Valigia con assortimento di 106 utensili per manutenzione elettrotecnica

- Vassoio morbido in EVA incluso

x106

€ 259,00



400x300x140 mm

BW 860EA/31

1/4"

⦿	BW 861LP	0,5x3-0,6x4,5-0,8x5,5-1,0x5,5-1,2x6,5-1,6x8 mm
⊕	BW 861PH	1-2-3
⊕	BW 861PZ	1-2-3
○	BW 861PE	2-3-4-5-6-8 mm
⊕	BW 861TX	T8-T9-T10-T15-T20 T25-T27-T30-T40
○	BW 861PQ	1-2-3 mm
⊕	BW 882M1	○ 1/4 - ● 1/4



	BW 96/SC9	○	1,5-2-2,5-3-4-5-6-8-10 mm	
	BW 1253	●	3,5x100 mm	
	BW 1777BMT			
	BW 1772RL/2		10x	
	1128FXS		145 mm	
	1150MQ	=	180 mm	
	1272MQF	⊕	PH1X80-PH2x100 mm	
	1274MQF	●	0,6x3,5x100-1,0x4,5x100-1,0x5,5x125-1,2x6,5x150 mm	
	BW 111		200 mm	
	BW 1692/3		3 m	
	1695XS		50 mm	

BW 1256/C21-1

4 mm

⦿	BW 1256LP	1,5-2-2,5 mm
⊕	BW 1256PH	PH0-PH1
⊕	BW 1256PZ	PZ0-PZ1
○	BW 1256PE	0,7-0,9-1,3-1,5-2-2,5-3 mm
⊕	BW 1256TX	T4-T5-T6-T7
⊕	BW 1256RTX	T8-T10-T15
4 mm		99 mm



1/4"

	BW 895/1	○ 1/4 - □ 1/4
	BW 900	○ 4-4,5-5-5,5-6-7-8-9-10-11-12-13-14 mm
	BW 900/20	50 mm
	BW 900/20L	100 mm
	BW 900/25	
	BW 900/30	150 mm
	BW 900/42	115 mm
	900E/55	⊕ 125 mm
	BW 882P/80	80 mm

△ 1000 V

BW 2056E

020566000

1/4" 1/2"

Valigia con assortimento di 163 utensili per manutenzione generale

- Pannello interno removibile
- Vassoio morbido in EVA incluso

€ 379,00



465x330x170 mm

BW 2056T/E

020566120

1/4" 1/2"

Valigia trolley con assortimento di 163 utensili per manutenzione generale

- Manico telescopico regolabile
- Pannello interno removibile
- Vassoio morbido in EVA incluso

€ 415,00

465x330x225 mm



ASSORTIMENTO 163 UTENSILI

	BW 42	8-9-10-11-12-13-14-15-16-17-18-19 mm		1202E	PH1x80-PH2x100 mm
	BW 96BPC/SC9	1,5-2-2,5-3-4-5-6-8-10 mm		1209E/PZ	PZ1x80-PZ2x100 mm
	BW 111	250 mm		BW 1128BMX	150 mm
	BW 1048	250 mm		BW 1253	3,5x100 mm
	BW 1082BM	160 mm		BW 1370	300 g
	BW 1150BM	180 mm		BW 1692/5	5 m
	BW 1166BM	160 mm		BW 1725CR	150 mm
	1201E	2,5x50-3x75-4x125-5,5x150-6,5x150-8x150 mm		1771	18 mm

1/4"

	BW 895/1	1/4 - 1/4
	BW 900	4-4,5-5-5,5-6-7-8-9-10-11-12-13-14 mm
	BW 900/20	50 mm
	BW 900/20L	100 mm
	BW 900/25	
	BW 900/30	150 mm
	BW 900/42	115 mm
	900E/55	125 mm

1/2"

	BW 920A	10-11-12-13-14-15-16-17-18-19-21-22-24 mm
	BW 920/21	125 mm
	BW 920/22	250 mm
	BW 910/16F	3/8" - 1/2"
	BW 920/25	
	920E/55	267 mm

BW 861/C61

1/4"

	BW 861LP	0,5x3 (x2)-0,5x4(x2)-0,6x4,5(x2)-0,8x5(x2)-1,0x5,5(x2)-1,0x6(x2)-1,6x8(x2) mm
	BW 861PH	PH0(x2)-PH1(x7)-PH2(x7)-PH3(x2)
	BW 861PZ	PZ0(x2)-PZ1(x3)-PZ2(x3)-PZ3(x2)
	BW 861PE	1,5-2-2,5-3-4-4,5-5-5,5-6-8 mm
	BW 861TX	T9-T10-T15-T20-T25 T27-T30-T40
	BW 882M1	1/4 - 1/4



BW 1256/C21-1

4 mm

	BW 1256LP	1,5-2-2,5 mm
	BW 1256PH	PH0-PH1
	BW 1256PZ	PZ0-PZ1
	BW 1256PE	0,7-0,9-1,3-1,5-2-2,5-3 mm
	BW 1256TX	T4-T5-T6-T7
	BW 1256RTX	T8-T10-T15
	4 mm	99 mm



BW 2056E 12V/19P

020566032

1/4"

x147

Valigia con assortimento di 147 UTENSILI per manutenzione generale con TRAPANO AVVITATORE 12V incluso

- Pannello interno removibile
- Vassoio morbido in EVA incluso



Guarda il video



€ 415,00

	BW 42		8-9-10-11-12-13-14-15-16-17-18-19 mm
	BW 96BPC/SC9		1,5-2-2,5-3-4-5-6-8-10 mm
	BW 111		250 mm
	BW 1048		250 mm
	BW 1082BM		160 mm
	BW 1150BM		180 mm
	BW 1166BM		160 mm
	1201E		2,5x50-3x75-4x125-5,5x150-6,5x150-8x150 mm
	1202E		PH1x80-PH2x100 mm
	1209E/PZ		PZ1x80-PZ2x100 mm
	BW 1128BMX		150 mm
	BW 1253		3,5x100 mm
	BW 1370		300 g
	BW 1692/5		5 m
	BW 1725CR		150 mm
	1771		18 mm
	BW 1696		300 mm

	1972/12V-10	
	1994BL 12V-2AH	
	1994CB 12V	
	410/SEL19	Ø 1÷10x0,5 mm

1/4"

	BW 895/1		1/4 - □ 1/4
	BW 900		4-4,5-5-5,5-6-7-8-9-10-11-12-13-14 mm
	BW 900/20		50 mm
	BW 900/20L		100 mm
	BW 900/25		
	BW 900/30		150 mm
	BW 900/42		115 mm
	900E/55		125 mm

BW 861/C61 1/4"

	BW 861LP	0,5x3 (x2)-0,5x4(x2)-0,6x4,5(x2)-0,8x5(x2)-1,0x5,5(x2)-1,0x6(x2)-1,6x8(x2) mm
	BW 861PH	PH0(x2)-PH1(x7)-PH2(x7)-PH3(x2)
	BW 861PZ	PZ0(x2)-PZ1(x3)-PZ2(x3)-PZ3(x2)
	BW 861PE	1,5-2-2,5-3-4-4,5-5-5,5-6-8 mm
	BW 861TX	T9-T10-T15-T20-T25 T27-T30-T40
	BW 882M1	○ 1/4 - ● 1/4



BW 2120L-E/T91

021206921

1/2"

Cestello in lamiera con assortimento di 91 utensili per manutenzione generale, in termoformato rigido in ABS

x91

€ 315,00



550x200x210 mm

1/2"



BW 920A	○	10-11-12-13-14-15-16-17-18-19-20-21-22-23-24-27-30-32 mm	20
920E/55	⊗	267 mm	
920/25			



BW 920/21	○	125 mm	5
BW 920/22		250 mm	
BW 910/16F	□ 3/8" - ■ 1/2"		
BW 1048		250 mm	
1771		18 mm	



BW 42	⊕	8-9-10-11-12-13-14-15-16-17-19 mm	20
BW 96/SC9	○	1,5-2-2,5-3-4-5-6-8-10 mm	



1201E	●	2,5x50-3x75-4x100-5,5x125-6,5x150 mm	6
1201EN	●	4x30 mm	



BW 860EA/31	⊕ ⊖ ⊕ ⊖ ⊕ ⊖ ⊕ ⊖		37
BW 895/1	○ 1/4 - □ 1/4		
BW 900/30		150 mm	
1202E	⊕	PH0x60-PH1x80-PH2x100 mm	
1202EN	⊕	PH1x30 mm	



BW 1082BM	⌢	160 mm	3
BW 1150BM	≡	180 mm	
BW 1166BM	●	160 mm	

BW G22E

022006130

€ 125,00

Cassettiera portatile 3 cassetti

- 3 cassetti da 435x210x50 mm, montati su guide telescopiche a sfera
- Vano superiore da 505x256x60 mm
- Serratura centralizzata frontale
- Maniglia sul coperchio
- Maniglie laterali a scomparsa per il trasporto

n°	h	↓ max
3	50 mm	5 kg

510x268x350 mm



BW 2200E/N

022006211

1/4" 1/2"


Cassettiera portatile con assortimento di 159 utensili, in vassoio morbido in EVA

x159

€ 395,00



510x268x350 mm



BW 96BPC/SC9	○ 1,5-2-2,5-3-4-5-6-8-10 mm	1202E	⊕ PH1X80- PH2X100
1201E	● 2,5x50-3x75-4x100-5,5x125 mm	1202EN	⊕ PH1X30 mm
1201EN	● 4X30	BW 1253	● 3,5x100 mm



BW 42	⊕ 8-10-11-12-13-14-15-17-19 mm	BW 1150BM	≡ 180 mm
BW 1082BM	⊕ 160 mm	1770A	9 mm
		BW 1770RL	10x



BW 861/C61	⊕ ○ ⊕ ⊕ ⊕ ⊕ ⊕ ⊕	BW 900	⊕ ○ 4-4,5-5-5,5-6-7-8-9-10-11-12-13-14 mm
BW 1256/C21-1	○ 4 mm	BW 900/20	⊕ 50 mm
900E/55	⊕ 125 mm	BW 900/20L	⊕ 100 mm
920E/55	⊕ 267 mm	BW 920/25	⊕
BW 900/25	⊕	BW 920/22	⊕ 250 mm
BW 900/42	⊕ 115 mm	BW 910/16F	□ 3/8" - ■ 1/2"
BW 895/1	⊕ ⊕	BW 920A	⊕ ○ 13-14-15-16-17-18-19-21-22 mm

	BW 1048	250 mm
	BW 1128BMX	150 mm
	BW 1370	300 g
	BW 1692	5 m








BW 4300E

043006301

NOVITÀ

€ 535,00

Trolley portautensili BW C43 con
assortimento di 251 utensili universali

	BW 42		7-8-9-10-11-12-13-14-15-16-17-18-19-22 mm
	BW 96BPC/SC9		1,5-2-2,5-3-4-5-6-8-10 mm
	BW 111		200 mm
	BW 1048		250 mm
	BW 1052		240 mm
	BW 1082BM		160 mm
	BW 1150BM		180 mm
	BW 1166BM		160 mm
	1201E		2,5x50-3x75-4x100-5,5x150-6,5x150 mm
	1201EN		4x30 mm
	1202E		PH0x60-PH1x80-PH2x100 mm
	1202EN		PH1x30 mm
	BW 1128BMX		150 mm

	BW 1253		3,5x100 mm
	BW 1370		300 g
	BW 1390		Ø 35 mm
	BW 1692		3 m
	BW 1696		300 mm
	1771		18 mm
	BW 1771RL		10x
	BW 1725CR		150 mm
	BW 1098		220 mm
	BW 1719BMA...P		200 mm
	BW 1719BMA...M		200 mm
	BW 1719BMA...R		200 mm
	BW 1833S		105 mm (pile 1xAA - non include)

BW 903E/C42

1/4"



4

861/C100

1/4"



4

BW 923E/C25

1/2"



5

BW 1256/C21-1

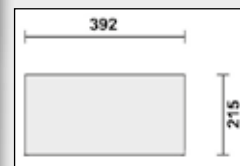
4 mm



3



x251



BW C43

043006003

Trolley portautensili a tre moduli
sovrapponibili, **VUOTO**

- Manico telescopico regolabile
in 4 posizioni



€ 167,00

**3 MODULI
SOVRAPPONIBILI**

BW 5000S/3M



1/4"

Carrello di servizio con tre cassetti e assortimento di 189 utensili

- Piano di lavoro termoplastico
- 3 cassetti da 588x367 mm altezza 70 mm, montati su guide telescopiche a sfera
- Piano dei cassetti protetto da tappetini di gomma espansa
- Serratura di sicurezza centralizzata frontale
- Pratico portagiravite laterale incluso
- Due portabombolette laterali integrati nella struttura
- Ampio ripiano inferiore protetto con tappetino in gomma antiolio e antibenzina
- Quattro ruote Ø 125 mm: 2 fisse e 2 girevoli (una con freno)
- Portata di ogni cassetto: 15 kg uniformemente distribuiti
- Sistema di apertura in nylon rinforzato
- Ruote con nucleo in metallo per una maggior resistenza

x189



400 kg

€ 829,00



050006341



050006342



050006343



31

- 42
1201E 6-7-8-9-10-11-12-13-14-15-16-17-18-19-20-21-22-23-24 mm
1202E 2,5x50-3x75-4x100-5,5x125-6,5x150-8x200 mm
1201EN PH0x60-PH1x80-PH2x100-PH3x150 mm
1202EN 4x30 mm
PH1x30 mm



145

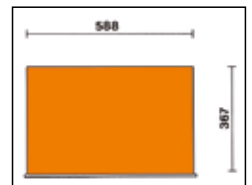
- 1/4" BW 900 4-4,5-5-5,5-6-7-8-9-10-11-12-13-14 mm
BW 900ME 3-4-5-6-7-8 mm
BW 900TX T06-T07-T08-T09-T10-T15-T20-T25
BW 900/20 50 mm
BW 900/20L 100 mm
BW 900/25 50 mm
BW 900/30 150 mm
BW 900/42 115 mm
900E/55 125 mm
BW 895/1 1/4" - 1/4"

- BW 96BPC/SC9 1,5-2-2,5-3-4-5-6-8-10 mm
BW 111 250 mm

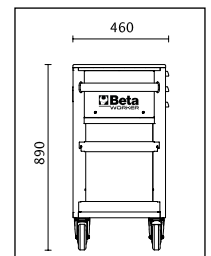
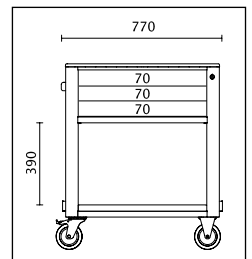
- 1/2" BW 920A 8-9-10-11-12-13-14-15-16-17-18-19-20-21-22-23-24-27-30-32 mm
BW 920PE 5-6-7-8-9-10-12-14 mm
BW 920TX T27-T30-T40-T45-T50-T55-T60
BW 920/21 125 mm
BW 920/22 250 mm
BW 910/16F 3/8" - 1/2"
BW 920/25 250 mm
920E/55 267 mm

BW 861/C61

●	BW 861LP	0,5x3 (x2)-0,5x4(x2)-0,6x4,5(x2)-0,8x5(x2)-1,0x5,5(x2)-1,0x6(x2)-1,6x8(x2) mm
⊕	BW 861PH	PH0(x2)-PH1(x7)-PH2(x7)-PH3(x2)
⊕	BW 861PZ	PZ0(x2)-PZ1(x3)-PZ2(x3)-PZ3(x2)
○	BW 861PE	1,5-2-2,5-3-4-4,5-5-5,5-6-8 mm
⊕	BW 861TX	T9-T10-T15-T20-T25 T27-T30-T40
⊕	BW 882M1	1/4 - 1/4



n°	h	max
3	70 mm	15 kg



13

- | | | | | | |
|---------|--------|-----------|---------|------|--------|
| BW 32 | Ø 4 mm | BW 1082BM | 160 mm | 1032 | 180 mm |
| BW 34 | 150 mm | BW 1150BM | 180 mm | 1034 | 170 mm |
| BW 36 | 150 mm | BW 1166BM | 200 mm | 1036 | 175 mm |
| BW 1048 | 250 mm | BW 1370 | 500 g | 1038 | 175 mm |
| | | BW 1390 | Ø 35 mm | | |

150 kg

BW C04BOX-A VU

024006301

Cassettiera con sei cassetti e assortimento di 196 utensili universali in vassoio morbido in EVA

x196

- Piano di lavoro in ABS con 6 vaschette portaminuterie
- 6 cassetti da 570x410 mm, montati su guide telescopiche a sfera
- Piano dei cassetti protetto da tappetini di gomma espansa
- Quattro ruote Ø 125 mm: 2 fisse e 2 girevoli con freno
- Serratura di sicurezza centralizzata frontale

PREZZO IMBATTIBILE!

€ 699,00



Ruote con nucleo in metallo per una maggior resistenza



Piano di lavoro in ABS con 6 vaschette portaminuterie



36

- | | | | |
|----------------------|--|-------------------------|----------------------------|
| BW 42 | 6-7-8-9-10-11-12-13-14-15-16-17-19-21-22-24 mm | BW 1128BMX 1201E | 150 mm |
| BW 96BPC/SC9 | 1,5-2-2,5-3-4-5-6-8-10 mm | 1201EN | 3,5x100-5,5x150-6,5x150 mm |
| BW 1719BMA8/P | 1200 mm | 1202E | 4x30 mm |
| BW 1719BMA8/M | 200 mm | 1202EN | PH1x80-PH2x100 mm |
| BW 1719BMA8/R | 200 mm | | PH1x30 |



137

- | | | |
|------------|-------------------|---------------------------------------|
| 14" | BW 900 | 4-4,5-5-5,5-6-7-8-9-10-11-12-13-14 mm |
| | BW 900L | 6-7-8-9-10-11-12-13 mm |
| | BW 895/1 | 1/4 - 1/4 |
| | BW 900/20 | 50 mm |
| | BW 900/20L | 100 mm |
| | BW 900/25 | |
| | BW 900/30 | 150 mm |
| | BW 900/42 | 115 mm |
| | 900E/55 | 125 mm |

BW 861/C61

- | | | |
|---|-----------------|--|
| 1 | BW 861LP | 0,5x3(x2)-0,5x4(x2)-0,6x4,5(x2)-0,8x5(x2)-1,0x5,5(x2)-1,0x6(x2)-1,6x8(x2) mm |
| 2 | BW 861PH | PH0(x2)-PH1(x7)-PH2(x7)-PH3(x2) |
| 3 | BW 861PZ | PZ0(x2)-PZ1(x3)-PZ2(x3)-PZ3(x2) |
| 4 | BW 861PE | 1,5-2-2,5-3-4-4,5-5-5,5-6-8 mm |
| 5 | BW 861TX | T9-T10-T15-T20-T25 T27-T30-T40 |
| 6 | BW 882M1 | 1/4 - 1/4 |

12"

- | | |
|-------------------|---|
| BW 920A | 12-13-14-15-16-17-18-19-20-21-22-24-27-30-32 mm |
| BW 920AL | 14-15-17-19 mm |
| BW 920/21 | 125 mm |
| BW 920/22 | 250 mm |
| BW 910/16F | 3/8" - 1/2" |
| BW 920/25 | |
| 920E/55 | 267 mm |
| BW 956C | 16-20,8 mm |

BW 1256/C21-1

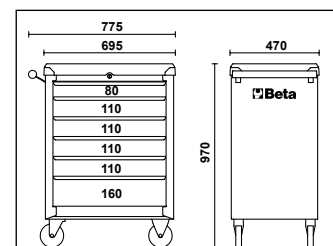
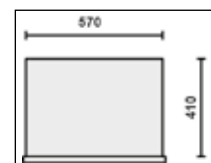
- | | | |
|---|-------------------|----------------------------|
| 1 | BW 1256LP | 1,5-2-2,5 mm |
| 2 | BW 1256PH | PH0-PH1 |
| 3 | BW 1256PZ | PZ0-PZ1 |
| 4 | BW 1256PE | 0,7-0,9-1,3-1,5-2-2,5-3 mm |
| 5 | BW 1256TX | T4-T5-T6-T7 |
| 6 | BW 1256RTX | T8-T10-T15 |
| 7 | 4 mm | 99 mm |



23

- | | | | |
|------------------|--------------|------------------|--------|
| BW 31 | 2-3-4-5-6 mm | BW 1166BM | 160 mm |
| 1771 | 18 mm | BW 1692/3 | 3 m |
| BW 1048 | 250 mm | BW 1370 | 300 g |
| BW 1082BM | 160 mm | BW 1390 | 35 mm |
| BW 1150BM | 180 mm | BW 1771RL | 18 mm |

n°	h	max
1	80 mm	20 kg
4	110 mm	20 kg
1	160 mm	25 kg



BW 2400S 7/E-S

NOVITÀ

x240

Cassettiera mobile con sette cassetti e assortimento di 240 utensili

- 7 cassetti da 588x367 mm, montati su guide telescopiche a sfera:
- 5 cassetti altezza 70 mm
- 1 cassetto altezza 140 mm
- 1 cassetto altezza 210 mm
- Piano dei cassetti protetto da tappetini di gomma espansa
- Quattro ruote Ø 125 mm: 2 fisse e 2 girevoli (una con freno)
- Serratura di sicurezza centralizzata frontale
- Piano di lavoro termoplastico
- Portaflaconi laterale integrato

800 kg



€ 1.099,00



024006321



024006322




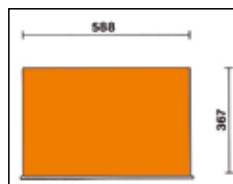
024006323



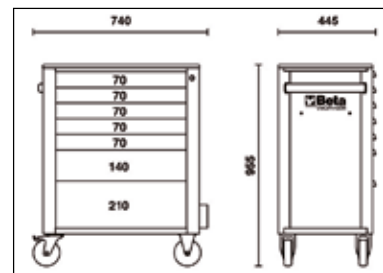
Sistema di apertura in nylon rinforzato



Ruote con nucleo in metallo per una maggior resistenza



n°	h	max
5	70 mm	25 kg
1	140 mm	30 kg
1	210 mm	30 kg





36

- 42 6-7-8-9-10-11-12-13-14-15-16-17-18-19-20-21-22-23-24 mm
- BW 55 6x7-8x9-10x11-12x13-14x15-16x17-18x19-20x22 mm
- BW 90 6x7-8x9-10x11-12x13-14x15-16x17-18x19-20x22 mm
- BW 111 250 mm



32

- BW 96BPC/SC9 1,5-2-2,5-3-4-5-6-8-10 mm
- 1201E 2,5x50-3x75-4x100-5,5x125-6,5x150-8x200 mm
- 1201EN 4x30 mm
- 1202E PH0x60-PH1x80-PH2x100-PH3x150 mm
- 1202EN PH1x30 mm
- 1207E/TX T6-T7-T8-T9-T10-T15-T20-T25-T27-T30-T40



159

14"

- BW 900 4-4,5-5-5,5-6-7-8-9-10-11-12-13-14 mm
- BW 900L 4-4,5-5-5,5-6-7-8-9-10-11-12-13-14 mm
- BW 900ME 3-4-5-6-7-8 mm
- BW 900TX T6-T7-T8-T9-T10-T15-T20-T25
- BW 895/1 1/4 - 1/4
- BW 900/20 50 mm
- BW 900/20L 100 mm
- BW 900/25 150 mm
- BW 900/30 150 mm
- BW 900/42 115 mm
- 900E/55 125 mm

12"

- BW 920A 8-9-10-11-12-13-14-15-16-17-18-19-20-21-22-23-24-27-30-32 mm
- BW 920AL 10-12-13-14-15-16-17-18-19-21-22 mm
- BW 920PE 5-6-7-8-9-10-12-14 mm
- BW 920TX T27-T30-T40-T45-T50-T55-T60
- BW 920/21 125 mm
- BW 920/22 250 mm
- BW 910/16F 3/8" - 1/2"
- BW 920/25 920E/55 267 mm

BW 861/C61

●	BW 861LP	0,5x3 (x2)-0,5x4(x2)-0,6x4,5(x2)-0,8x5(x2)-1,0x5,5(x2)-1,0x6(x2)-1,6x8(x2) mm
+	BW 861PH	PH0(x2)-PH1(x7)-PH2(x7)-PH3(x2)
+	BW 861PZ	PZ0(x2)-PZ1(x3)-PZ2(x3)-PZ3(x2)
○	BW 861PE	1,5-2-2,5-3-4-4,5-5-5,5-6-8 mm
⊗	BW 861TX	T9-T10-T15-T20-T25 T27-T30-T40
□	BW 882M1	1/4 - 1/4



- BW 32 Ø 4 mm
- BW 34 150 mm
- BW 36 150 mm
- 1032 19+60 mm
- 1034 19+60 mm
- 1036 19+60 mm
- 1038 19+60 mm
- BW 1048 250 mm
- BW 1082BM 160 mm
- BW 1150BM 180 mm
- BW 1166BM 200 mm
- BW 1370 500 g
- BW 1390 Ø 35 mm

13

BW 2400S 7/AUTO

NOVITÀ

x262

Cassettiera mobile con sette cassetti e assortimento di 262 utensili

- 7 cassetti da 588x367 mm, montati su guide telescopiche a sfera:
- 5 cassetti altezza 70 mm
- 1 cassetto altezza 140 mm
- 1 cassetto altezza 210 mm
- Piano dei cassetti protetto da tappetini di gomma espansa
- Quattro ruote Ø 125 mm: 2 fisse e 2 girevoli (una con freno)
- Serratura di sicurezza centralizzata frontale
- Piano di lavoro termoplastico
- Portaflaconi laterale integrato

800 kg



€ 1.299,00

ASSORTIMENTO AUTOMOTIVE



024006851



024006852




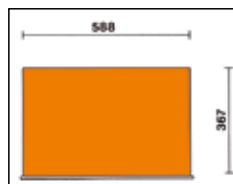
024006853



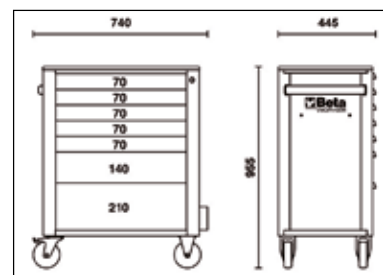
Sistema di apertura in nylon rinforzato



Ruote con nucleo in metallo per una maggior resistenza



n°	h	max
5	70 mm	25 kg
1	140 mm	30 kg
1	210 mm	30 kg





31

42 6-7-8-9-10-11-12-13-14-15-16-17-18-19-20-21-22-23-24-27-30-32 mm
BW 96BPC/SC9 1,5-2-2,5-3-4-5-6-8-10 mm



73

BW 32 Ø 4 mm
BW 34 150 mm
BW 36 150 mm
1032 19+60 mm
1034 19+60 mm
1036 19+60 mm
1038 19+60 mm
BW 1048 250 mm
BW 1082BM 160 mm
BW 1150BM 180 mm
BW 1166BM 200 mm
BW 1370 500 g
BW 1390 Ø 35 mm



34

BW 720 10-12-13-15-17-19-21-24-27-30 mm
BW 720L 10-12-13-15-17-19-21-24-27-30 mm
BW 720TX T30-T40-T45-T50-T55
BW 720/21 125 mm
BW 720/25
952 7-8-10-12-13-14-17 mm



25

1201E 2,5x50-3x75-4x100-5,5x125-6,5x150-8x200 mm
1201EN 4x30 mm
1202E PH0x60-PH1x80-PH2x100-PH3x150 mm
1202EN PH1x30 mm
1207E/TX T6-T7-T8-T9-T10-T15-T20-T25-T27-T30-T40-T45
BW 1253 0,5x100 mm



159

14

BW 900 4-4,5-5-5,5-6-7-8-9-10-11-12-13-14 mm
BW 900L 4-4,5-5-5,5-6-7-8-9-10-11-12-13-14 mm
BW 900ME 3-4-5-6-7-8 mm
BW 900TX T6-T7-T8-T9-T10-T15-T20-T25
BW 895/1 1/4 - 1/4
BW 900/20 50 mm
BW 900/20L 100 mm
BW 900/25
BW 900/30 150 mm
BW 900/42 115 mm
900E/55 125 mm

12

BW 920A 8-9-10-11-12-13-14-15-16-17-18-19-20-21-22-23-24-27-30-32 mm
BW 920AL 10-12-13-14-15-16-17-18-19-21-22 mm
BW 920PE 5-6-7-8-9-10-12-14 mm
BW 920TX T27-T30-T40-T45-T50-T55-T60
BW 920/21 125 mm
BW 920/22 250 mm
BW 910/16F 3/8" - 1/2"
BW 920/25
920E/55 267 mm

BW 861/C61

⦿	BW 861LP	0,5x3 (x2)-0,5x4(x2)-0,6x4,5(x2)-0,8x5(x2)-1,0x5,5(x2)-1,0x6(x2)-1,6x8(x2) mm
⊕	BW 861PH	PH0(x2)-PH1(x7)-PH2(x7)-PH3(x2)
⊕	BW 861PZ	PZ0(x2)-PZ1(x3)-PZ2(x3)-PZ3(x2)
○	BW 861PE	1,5-2-2,5-3-4-4,5-5-5,5-6-8 mm
⊖	BW 861TX	T9-T10-T15-T20-T25 T27-T30-T40
⦿	BW 882M1	1/4 - 1/4



BW 2400S 7/E-M

x309

Cassettiera mobile con sette cassetti e assortimento di 309 utensili

- 7 cassetti da 588x367 mm, montati su guide telescopiche a sfera:
- 5 cassetti altezza 70 mm
- 1 cassetto altezza 140 mm
- 1 cassetto altezza 210 mm
- Piano dei cassetti protetto da tappetini di gomma espansa
- Quattro ruote Ø 125 mm:
- 2 fisse e 2 girevoli (una con freno)
- Serratura di sicurezza centralizzata frontale
- Piano di lavoro termoplastico
- Portaflaconi laterale integrato

800 kg



€ 1.349,00



024006324



024006325




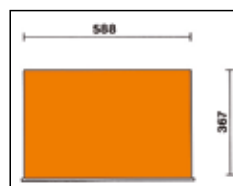
024006326



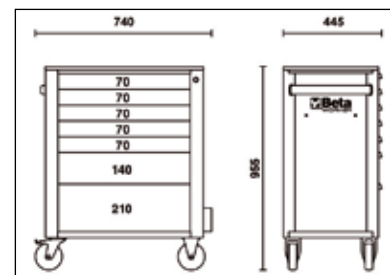
Sistema di apertura in nylon rinforzato



Ruote con nucleo in metallo per una maggior resistenza



n°	h	↓ max
5	70 mm	25 kg
1	140 mm	30 kg
1	210 mm	30 kg





31

- 42 6-7-8-9-10-11-12-13-14-15-16-17-18-19-20-21-22-23-24-27-30-32 mm
 BW 96BPC/SC9 1,5-2-2,5-3-4-5-6-8-10 mm



73

- BW 32 Ø 4 mm
 BW 34 150 mm
 BW 36 150 mm
 1032 19+60 mm
 1034 19+60 mm
 1036 19+60 mm
 1038 19+60 mm
 BW 1048 250 mm
 BW 1082BM 160 mm
 BW 1150BM 180 mm
 BW 1166BM 200 mm
 BW 1370 500 g
 BW 1390 Ø 35 mm



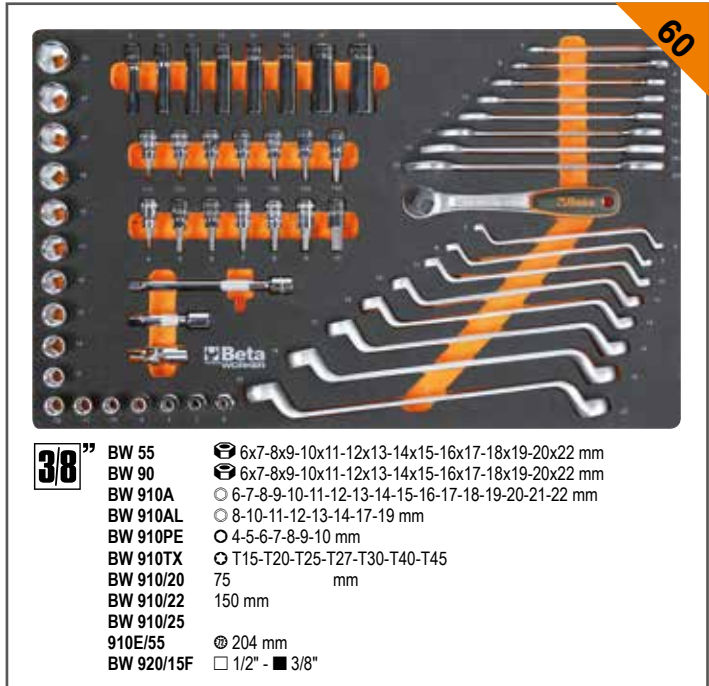
159

- 14" BW 900 4-4,5-5-5,5-6-7-8-9-10-11-12-13-14 mm
 BW 900L 4-4,5-5-5,5-6-7-8-9-10-11-12-13-14 mm
 BW 900ME 3-4-5-6-7-8 mm
 BW 900TX T6-T7-T8-T9-T10-T15-T20-T25
 BW 895/1 1/4 - 1/4
 BW 900/20 50 mm
 BW 900/20L 100 mm
 BW 900/25 150 mm
 BW 900/30 115 mm
 BW 900/42 125 mm
 900E/55 125 mm

- 12" BW 920A 8-9-10-11-12-13-14-15-16-17-18-19-20-21-22-23-24-27-30-32 mm
 BW 920AL 10-12-13-14-15-16-17-18-19-21-22 mm
 BW 920PE 5-6-7-8-9-10-12-14 mm
 BW 920TX T27-T30-T40-T45-T50-T55-T60
 BW 920/21 125 mm
 BW 920/22 250 mm
 BW 910/16F 3/8" - 1/2"
 BW 920/25 920E/55 267 mm

BW 861/C61

	BW 861LP	0,5x3 (x2)-0,5x4(x2)-0,6x4,5(x2)-0,8x5(x2)-1,0x5,5(x2)-1,0x6(x2)-1,6x8(x2) mm
	BW 861PH	PH0(x2)-PH1(x7)-PH2(x7)-PH3(x2)
	BW 861PZ	PZ0(x2)-PZ1(x3)-PZ2(x3)-PZ3(x2)
	BW 861PE	1,5-2-2,5-3-4-4,5-5-5,5-6-8 mm
	BW 861TX	T9-T10-T15-T20-T25 T27-T30-T40
	BW 882M1	1/4 - 1/4



60

- 38" BW 55 6x7-8x9-10x11-12x13-14x15-16x17-18x19-20x22 mm
 BW 90 6x7-8x9-10x11-12x13-14x15-16x17-18x19-20x22 mm
 BW 910A 6-7-8-9-10-11-12-13-14-15-16-17-18-19-20-21-22 mm
 BW 910AL 8-10-11-12-13-14-17-19 mm
 BW 910PE 4-5-6-7-8-9-10 mm
 BW 910TX T15-T20-T25-T27-T30-T40-T45
 BW 910/20 75 mm
 BW 910/22 150 mm
 BW 910/25 204 mm
 910E/55 204 mm
 BW 920/15F 1/2" - 3/8"



46

- 1201E 2,5x50-3x75-4x100-5,5x125-6,5x150-8x200 mm
 1202E PH0x60-PH1x80-PH2x100-PH3x150 mm
 1201EN 4x30 mm
 1202EN PH1x30 mm
 1207E/TX T6-T7-T8-T9-T10-T15-T20-T25-T27-T30-T40-T45

BW 1256/C21-1

	BW 1256LP	1,5-2-2,5 mm
	BW 1256PH	PH0-PH1
	BW 1256PZ	PZ0-PZ1
	BW 1256PE	0,7-0,9-1,3-1,5-2-2,5-3 mm
	BW 1256TX	T4-T5-T6-T7
	BW 1256RTX	T8-T10-T15
		99 mm



BW 2400S 8/E-L

800 kg

Cassettiera mobile con otto cassetti e assortimento di 398 utensili

- 8 cassetti da 588x367 mm, montati su guide telescopiche a sfera:
- 7 cassetti altezza 70 mm
- 1 cassetto altezza 210 mm
- Piano dei cassetti protetto da tappetini di gomma espansa
- Quattro ruote Ø 125 mm: 2 fisse e 2 girevoli (una con freno)
- Serratura di sicurezza centralizzata frontale
- Piano di lavoro termoplastico
- Portaflaconi laterale integrato



€ 1.799,00



024006341



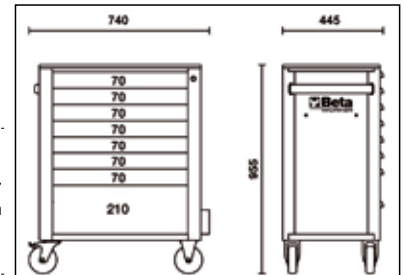

024006342



024006343



n°	h	↓ max
7	70 mm	25 kg
1	210 mm	30 kg



31

42
BW 96BPC/SC9

⊖ 6-7-8-9-10-11-12-13-14-15-16-17-18-19-20-21-22-23-24-27-30-32 mm
⊙ 1,5-2-2,5-3-4-5-6-8-10 mm



30

BW 55 ⊖ 6x7-8x9-10x11-12x13-14x15-16x17-18x19-20x22-21x23-24x27-30x32 mm
BW 90 ⊖ 6x7-8x9-10x11-12x13-14x15-16x17-18x19-20x22-21x23-24x27-30x32 mm
BW 97TX/SC8 ⊙ T9-T10-T15-T20-T25-T27-T30-T40

Beta

25



- 1201E ● 2,5x50-3x75-4x100-5,5x125-6,5x150-8x200 mm
- 1201EN ● 4x30 mm
- 1202E ⊕ PH0x60-PH1x80-PH2x100-PH3x150 mm
- 1202EN ⊕ PH1x30 mm
- 1207E/TX ⊙ T6-T7-T8-T9-T10-T15-T20-T25-T27-T30-T40-T45
- BW 1253 ● 0,5x100 mm

78



- 12"** BW 920A ⊙ 8-9-10-11-12-13-14-15-16-17-18-19-20-21-22-23-24-27-30-32 mm
- BW 920AL ⊙ 10-12-13-14-15-16-17-18-19-21-22-24-27-30-32 mm
- BW 920FTX ⊕ E10-E12-E14-E16-E18-E20-E22-E24
- BW 920PE ⊙ 5-6-7-8-9-10-12-14 mm
- BW 920PE-L ⊙ 5-6-7-8-9-10-12-14 mm
- BW 920TX ⊙ T27-T30-T40-T45-T50-T55-T60
- BW 920TX-L ⊙ T30-T40-T45-T50-T55-T60-T70
- BW 920/21 125 mm
- BW 920/22 250 mm
- BW 910/16F □ 3/8" - ■ 1/2"
- BW 920/25 ⊙ 267 mm
- 920E/55 ⊕ 267 mm

196



- 1/4"** BW 900 ⊙ 4-4,5-5-5,5-6-7-8-9-10-11-12-13-14 mm
- BW 900L ⊙ 4-4,5-5-5,5-6-7-8-9-10-11-12-13-14 mm
- BW 900FTX ⊕ E4-E5-E6-E7-E8-E10
- BW 900ME ⊙ 3-4-5-6-7-8 mm
- BW 900TX ⊙ T6-T7-T8-T9-T10-T15-T20-T25
- BW 900LP ● 0,8x4-1x5,5-1,2x6,5-1,2x8 mm
- BW 900PH ⊕ PH0-PH1-PH2-PH3
- BW 895/1 ⊙ 1/4" - □ 1/4"
- BW 900/20 50 mm
- BW 900/20L 100 mm
- BW 900/25 150 mm
- BW 900/30 150 mm
- BW 900/42 115 mm
- 900E/55 ⊕ 125 mm

- 3/8"** BW 910A ⊙ 6-7-8-9-10-11-12-13-14-15-16-17-18-19-20-21-22-24 mm
- BW 910AL ⊙ 8-10-11-12-13-14-17-19 mm
- BW 910FTX ⊕ E6-E7-E8-E10-E11-E12-14
- BW 910PE ⊙ 4-5-6-7-8-9-10 mm
- BW 910TX ⊙ T15-T20-T25-T27-T30-40-T45
- BW 910/21 125 mm
- BW 910/22 150 mm
- BW 910/25 150 mm
- 910E/55 ⊕ 204 mm
- BW 920/15F □ 1/2" - ■ 3/8"

BW 861/C61 **1/4"**

●	BW 861LP	0,5x3(x2)-0,5x4(x2)-0,6x4,5(x2)-0,8x5(x2)-1,0x5,5(x2)-1,0x6(x2)-1,6x8(x2) mm
⊕	BW 861PH	PH0(x2)-PH1(x7)-PH2(x7)-PH3(x2)
⊕	BW 861PZ	PZ0(x2)-PZ1(x3)-PZ2(x3)-PZ3(x2)
⊙	BW 861PE	1,5-2-2,5-3-4-4,5-5-5,5-6-8 mm
⊙	BW 861TX	T9-T10-T15-T20-T25 T27-T30-T40
□	BW 882M1	□ 1/4 - ● 1/4

BW 1256/C21-1 **4mm**

●	BW 1256LP	1,5-2-2,5 mm
⊕	BW 1256PH	PH0-PH1
⊕	BW 1256PZ	PZ0-PZ1
⊙	BW 1256PE	0,7-0,9-1,3-1,5-2-2,5-3 mm
⊙	BW 1256TX	T4-T5-T6-T7
⊕	BW 1256RTX	T8-T10-T15
4 mm		99 mm

73



- 1032 ⊙ 19+60 mm
- 1034 ⊙ 19+60 mm
- 1036 ● 19+60 mm
- 1038 ● 19+60 mm
- BW 1048 250 mm
- BW 1052 190 - 240 mm
- BW 1098 220 mm
- BW 1082BM † 160 mm
- BW 1150BM = 180 mm
- BW 1166BM ● 200 mm
- BW 1168BM ● 200 mm
- BW 1128BMX 150 mm

25



- BW 30 Ø 2-3-4 mm
- BW 31 Ø 2-3-4-5-6-8 mm
- BW 32 Ø 4 mm
- BW 34 125-150-175 mm
- BW 36 150 mm
- BW 1370 500 g
- BW 1390 Ø 35 mm
- BW 1692/3 3 m
- BW 1712T 150+590 mm
- BW 1719BMA8/Q ■ 200 mm
- BW 1719BMA8/T ▲ 200 mm
- BW 1719BMA8/P † 200 mm
- BW 1719BMA8/M ● 200 mm
- BW 1719BMA8/R ● 200 mm
- BW 1737NX 270 mm
- 1771 18 mm

BW 2400S XL9/E-XL

Cassettiera mobile con nove cassetti, con sistema antiribaltamento, modello lungo, e assortimento di 487 utensili

- 9 cassetti da 882x367 mm, montati su guide telescopiche a sfera: 8 cassetti altezza 70 mm 1 cassetto altezza 140 mm
- Piano di lavoro in ABS ad alta resistenza, con 6 vaschette portaminuteria
- Frontalino in nylon ad alta resistenza, con porta-etichette integrato
- Piano dei cassetti protetto da tappetini di gomma espansa
- Quattro ruote Ø 125 mm: 2 fisse e 2 girevoli (una con freno)
- Serratura di sicurezza centralizzata frontale
- Portaflaconi laterale integrato

1000 kg



€ 2.599,00



024006361



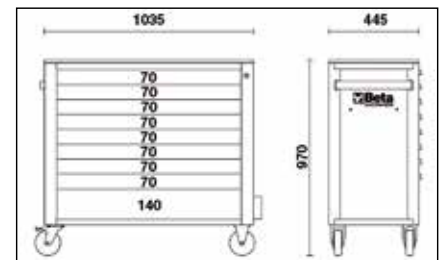

024006362



024006363



n°	h	↓ max
8	70 mm	30 kg
1	140 mm	35 kg



196

- 1/4"**
- BW 900 ○ 4-4-5-5-5-5-6-7-8-9-10-11-12-13-14 mm
 - BW 900L ○ 4-4-5-5-5-5-6-7-8-9-10-11-12-13-14 mm
 - BW 900FTX ⊗ E4-E5-E6-E7-E8-E10
 - BW 900ME ○ 3-4-5-6-7-8 mm
 - BW 900TX ⊕ T6-T7-T8-T9-T10-T15-T20-T25
 - BW 900LP ⊕ 0,8x4-1x5,5-1,2x6,5-1,2x8 mm
 - BW 900PH ⊕ PH0-PH1-PH2-PH3
 - BW 895/1 ○ 1/4" - □ 1/4"
 - BW 900/20 50 mm
 - BW 900/20L 100 mm
 - BW 900/25 150 mm
 - BW 900/30 115 mm
 - BW 900/42 900E/55 ⊕ 125 mm

- 3/8"**
- BW 910A ○ 6-7-8-9-10-11-12-13-14-15-16-17-18-19-20-21-22-24 mm
 - BW 910AL ○ 8-10-11-12-13-14-17-19 mm
 - BW 910FTX ⊗ E6-E7-E8-E10-E11-E12-14
 - BW 910PE ○ 4-5-6-7-8-9-10 mm
 - BW 910TX ⊕ T15-T20-T25-T27-T30-40-T45
 - BW 910/20 75 mm
 - BW 910/22 150 mm
 - BW 910/25 910E/55 ⊗ 204 mm
 - BW 920/15F □ 1/2" - ■ 3/8"

BW 861/C61 1/4"

⊕	BW 861LP	0,5x3(x2)-0,5x4(x2)-0,6x4,5(x2)-0,8x5(x2)-1,0x5,5(x2)-1,0x6(x2)-1,6x8(x2) mm
⊕	BW 861PH	PH0(x2)-PH1(x7)-PH2(x7)-PH3(x2)
⊕	BW 861PZ	PZ0(x2)-PZ1(x3)-PZ2(x3)-PZ3(x2)
⊕	BW 861PE	1,5-2-2,5-3-4-4,5-5-5,5-6-8 mm
⊕	BW 861TX	T9-T10-T15-T20-T25 T27-T30-T40
⊕	BW 882M1	○ 1/4 - ● 1/4

BW 1256/C21-1 4mm

⊕	BW 1256LP	1,5-2-2,5 mm
⊕	BW 1256PH	PH0-PH1
⊕	BW 1256PZ	P20-PZ1
⊕	BW 1256PE	0,7-0,9-1,3-1,5-2-2,5-3 mm
⊕	BW 1256TX	T4-T5-T6-T7
⊕	BW 1256RTX	T8-T10-T15
⊕	4 mm	99 mm



31

42
 6-7-8-9-10-11-12-13-14-15-16-17-18-19-20-21-22-23-24-27-30-32 mm
 BW 96BPC/SC9



30

BW 55 6x7-8x9-10x11-12x13-14x15-16x17-18x19-20x22-21x23-24x27-30x32 mm
 BW 90 6x7-8x9-10x11-12x13-14x15-16x17-18x19-20x22-21x23-24x27-30x32 mm
 BW 97TX/SC8 T9-T10-T15-T20-T25-T27-T30-T40



13

1032	19+60 mm	BW 1098	220 mm
1034	19+60 mm	BW 1082BM	160 mm
1036	19+60 mm	BW 1150BM	180 mm
1038	19+60 mm	BW 1166BM	200 mm
BW 1048	250 mm	BW 1168BM	200 mm
BW 1052	190 - 240 mm	BW 1128BMX	150 mm



78

BW 920A 8-9-10-11-12-13-14-15-16-17-18-19-20-21-22-23-24-27-30-32 mm
 BW 920AL 10-12-13-14-15-16-17-18-19-21-22-24-27-30-32 mm
 BW 920FTX E10-E12-E14-E16-E18-E20-E22-E24
 BW 920PE 5-6-7-8-9-10-12-14 mm
 BW 920PE-L 5-6-7-8-9-10-12-14 mm
 BW 920TX T27-T30-T40-T45-T50-T55-T60
 BW 920TX-L T30-T40-T45-T50-T55-T60-T70
 BW 920/21 125 mm
 BW 920/22 250 mm
 BW 910/16F 3/8" - 1/2"
 BW 920/25 267 mm

12"



25

1201E 2,5x50-3x75-4x100-5,5x125-6,5x150-8x200 mm
 1201EN 4x30 mm
 1202E PH0x60-PH1x80-PH2x100-PH3x150 mm
 1202EN PH1x30 mm
 1207E/TX T6-T7-T8-T9-T10-T15-T20-T25-T27-T30-T40-T45
 BW 1253 0,5x100 mm



25

BW 720 10-12-13-15-17-19-21-24 mm
 BW 720L 17-19-21-22 mm
 BW 720/21 125 mm
 BW 900/16 1/4" - 3/8"
 BW 910/15 3/8" - 1/4"
 BW 910/16F 3/8" - 1/2"
 BW 920/15F 1/2" - 3/8"
 BW 920/16 1/2" - 3/4"
 BW 943FL 6-7-8 mm
 BW 1687D 153 mm
 BW 1687U 153 mm
 BW 1687A 153 mm
 BW 1687AC 153 mm



4

BW 1370 500 g
 BW 1380 1000 g
 BW 1390 35 mm
 BW 1737NX



30

BW 141 8-9-10-11-12-13-14-15-17-19 mm
 BW 410/SP19 1+10 mm x 0.5 mm
 BW 1725CR 260 mm



77

BW 977TX T8-T9-T10-T15-T20-T25-T27-T30-T40
 BW 1682 300 mm
 BW 1650 150 mm



23

BW 30	2-3-4 mm	BW 1719BMA8/T	200 mm
BW 31	2-3-4-5-6-8 mm	BW 1719BMA8/P	200 mm
BW 32	4 mm	BW 1719BMA8/M	200 mm
BW 34	125-150-175 mm	BW 1719BMA8/R	200 mm
BW 1692/3	3 m	BW 1719BMA8/Q	200 mm
BW 1712T	150+590 mm	1771	18 mm
BW 1725	420 mm	BW 1833S	200 lumen



51

BW 1149F 175 mm
 BW 1602 0,75+6 mm²
 BW 1603 1,25+5,5 mm²
 BW 1606T 0,1+10 mm²
 BW 1608 0,5+6 mm²



943E 6-7-8-9-10-11-12-13 mm

8



BW 96T 2-2,5-3-4-5-6-7-8 mm

8

BW 2400S XL9/E-XXL

1000 kg

Cassettiera mobile con nove cassetti, con sistema antiribaltamento, modello lungo, e assortimento di 716 utensili - unico in Italia!

- 9 cassetti da 882x367 mm, montati su guide telescopiche a sfera:
 - 8 cassetti altezza 70 mm
 - 1 cassetto altezza 140 mm
- Piano di lavoro in ABS ad alta resistenza, con 6 vaschette portaminuteria
- Frontalino in nylon ad alta resistenza, con porta-etichette integrato
- Piano dei cassetti protetto da tappetini di gomma espansa
- Quattro ruote Ø 125 mm:
 - 2 fisse e 2 girevoli (una con freno)
- Serratura di sicurezza centralizzata frontale
- Portaflaconi laterale integrato



€ 2.999,00



024006364



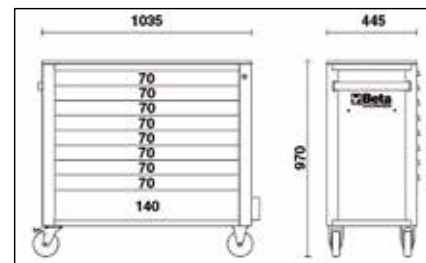
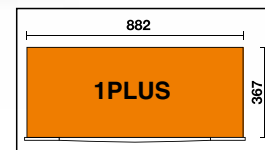
024006365



024006366



n°	h	max
8	70 mm	30 kg
1	140 mm	35 kg



214



BW 97TX/SC8 ○ T9-T10-T15-T20-T25-T27-T30-T40
 BW 97TTX ○ T8-T9-T10-T15-T20-T25-T27-T30-T40

3/8" BW 910A ○ 6-7-8-9-10-11-12-13-14-15-16-17-18-19-20-21-22-24 mm
 BW 910AL ○ 8-10-11-12-13-14-17-19 mm
 BW 910FTX ⊗ E6-E7-E8-E10-E11-E12-E14
 BW 910PE ○ 4-5-6-7-8-9-10 mm
 BW 910TX ○ T15-T20-T25-T27-T30-T40-T45

BW 910/20 75 mm
 BW 910/22 150 mm
 BW 910/25 910E/55 ⊗ 204 mm
 BW 920/15F □ 1/2" - ■ 3/8"

1/4" BW 900 ○ 4-4,5-5-5,5-6-7-8-9-10-11-12-13-14 mm
 BW 900L ○ 4-4,5-5-5,5-6-7-8-9-10-11-12-13-14 mm
 BW 900FTX ⊗ E4-E5-E6-E7-E8-E10
 BW 900ME ○ 3-4-5-6-7-8-10 mm
 BW 900TX ○ T6-T7-T8-T9-T10-T15-T20-T25
 BW 900LP ● 0,8x4-1,0x5,5-1,2x6,5-1,2x8 mm

BW 900PH ⊕ PH0-PH1-PH2-PH3
 BW 895/1 ⊕ 11"
 BW 900/20 50 mm
 BW 900/20L 100 mm
 BW 900/25 150 mm
 BW 900/30 150 mm
 BW 900/42 115 mm
 900E/55 ⊗ 125 mm

BW 861/C61

	BW 861LP	0,5x3 (x2)-0,5x4 (x2)-0,6x4,5 (x2)-0,8x5 (x2)-1,0x5,5 (x2)-1,0x6 (x2)-1,6x8 (x2) mm
	BW 861PH	PH0(x2)-PH1(x7)-PH2(x7)-PH3(x2)
	BW 861PZ	PZ0(x2)-PZ1(x3)-PZ2(x3)-PZ3(x2)
	BW 861PE	1,5-2-2,5-3-4-4,5-5-5,5-6-8 mm
	BW 861TX	T9-T10-T15-T20-T25 T27-T30-T40
	BW 882M1	○ 1/4 - ● 1/4

BW 1256/C21-1

	BW 1256LP	1,5-2-2,5 mm
	BW 1256PH	PH0-PH1
	BW 1256PZ	PZ0-PZ1
	BW 1256PE	0,7-0,9-1,3-1,5-2-2,5-3 mm
	BW 1256TX	T4-T5-T6-T7
	BW 1256RTX	T8-T10-T15
	4 mm	99 mm



97

- 12"** BW 720L ○ 10-12-13-15-17-19-21-24-27-30 mm
 BW 720/21 125 mm
 BW 720/25 64 mm
 BW 910/16F □ 3/8" - ■ 1/2"
 BW 920/16 □ 1/2" - ■ 3/4"
 BW 920A ○ 8-9-10-11-12-13-14-15-16-17-18-19-20-21-22-23-24-27-30-32 mm
 BW 920AL ○ 10-12-13-14-15-16-17-18-19-21-22-24-27-30-32 mm
 BW 920FTX ○ E10-E12-E14-E16-E18-E20-E22-E24
 BW 920PE ○ 5-6-7-8-9-10-12-14 mm
 BW 920PE-L ○ 5-6-7-8-9-10-12-14 mm
 BW 920PE-XL ○ 10-12-14 mm
 BW 920TX ○ T27-T30-T40-T45-T50-T55-T60
 BW 920TX-L ○ T30-T40-T45-T50-T55-T60-T70
 BW 920TX-XL ○ T45-T50-T55
 BW 920/21 125 mm
 BW 920/22 250 mm
 BW 920/25 920E/55 ⊕ 267 mm



45

- 42 ○ 6-7-8-9-10-11-12-13-14-15-16-17-18-19-20-21-22-23-24-27-30-32 mm
 BW 55 ○ 6x7-8x9-10x11-12x13-14x15-16x17-18x19-20x22-21x23-24x27-30x32 mm
 BW 141 ○ 8-9-10-11-12-13-14-15-16-17-18-19 mm



235

- BW 96BPC/SC9 ○ 1,5-2-2,5-3-4-5-6-8-10 mm
 BW 410/SP19 1+10 mm x 0,5 mm
 BW 666N/20 40+20 Nm
 BW 720 ○ 10-12-13-15-17-19-21-24-27-30 mm
 BW 867PE ○ 4-5-6-7-8-10-12 mm
 BW 867PE/L ○ 4-5-6-7-8-10-12 mm
 BW 867XZN ○ 4-5-6-7-8-10-12 mm
 BW 867XZN/L ○ 5-6-8-10-12 mm
 BW 867TX ○ T20-T25-T30-T40-T45-T50-T55
 BW 867TX/L ○ T20-T25-T30-T40-T45-T50-T55
 BW 867RTX ○ T20-T25-T30-T40-T45-T50-T55
 BW 867RTX/L ○ T20-T25-T30-T40-T45-T50-T55
 BW 867RIB/L ○ 5-6-7-8-9-10-11-12-13 mm
 BW 1253 ⊕ 0,5x100 mm
 BW 1257LP ⊕ 2,0-2,5-3,0 mm
 BW 1257PH ⊕ PH00-PH0-PH1
 BW 1257TX ○ T5-T6-T7-T8-T9-T10
 BW 1728BM
 BW 1728LA



35

- 943E ○ 5-5,5-6-7-8-9-10-11-12-13-14 mm
 1201E ⊕ 2,5x50-3x75-4x100-5,5x125-6,5x150-8x200 mm
 1202E ⊕ PH0x60-PH1x80-PH2x100-PH3x150 mm
 1201EN ⊕ 4x30 mm
 1202EN ⊕ PH1x30 mm
 1207E/TX ○ T6-T7-T8-T9-T10-T15-T20-T25-T27-T30-T40-T45



27

- BW 30 ∅ 2-3-4 mm
 BW 31 ∅ 2-3-4-5-6-8 mm
 BW 32 ∅ 4 mm
 BW 34 150-175 mm
 BW 36 150 mm
 1032 ○ 19+60 mm
 1034 ○ 19+60 mm
 1036 ⊕ 19+60 mm
 1038 ⊕ 19+60 mm
 BW 1048 250 mm
 BW 1052 190-240 mm
 BW 1082BM ⊕ 160 mm
 BW 1150BM = 180 mm
 BW 1166BM ⊕ 200 mm
 BW 1168BM ⊕ 200 mm
 BW 1370 ⊕ 300 g
 BW 1380 ⊕ 1000 g
 BW 1390 ∅ 35 mm



30

- BW 90 ○ 6x7-8x9-10x11-12x13-14x15-16x17-18x19 mm
 BW 96T ○ 2-2,5-3-4-5-6-7-8-10 mm
 BW 1098 220 mm
 BW 1650 150 mm
 BW 1682 300 mm
 BW 1687/S4
 BW 192 8x10/12x13 mm
 BW 192 16x17/18x19 mm
 BW 1719BMA8/Q ■ 200 mm
 BW 1719BMA8/T ▲ 200 mm
 BW 1719BMA8/P ▮ 200 mm
 BW 1719BMA8/M ▽ 200 mm
 BW 1719BMA8/R ● 200 mm



33

- BW 943FL ○ 6-7-8 mm
 BW 1692/5 5 m
 BW 1712T 148+665 mm
 BW 1606T 0,08+6 mm²
 BW 1608 0,5+6 mm²
 BW 1725 420 mm
 BW 1725CR 250 mm
 BW 1737NX 270 mm
 1771 18 mm
 BW 1771RL 10x 18 mm
 BW 1833S 200 lumen
 BW 1715
 BW 1720/B6
 BW 1128BMX 150 mm
 BW 1149F 0,2+6 mm²
 BW 1602 0,75+6 mm²
 BW 1603 1,25+5,5 mm²

BW 2400 RSC24AXXL

NOVITÀ

X
1061

Cassettiera mobile con otto cassetti, con sistema antiribaltamento, modello lungo, e assortimento di 1061 utensili

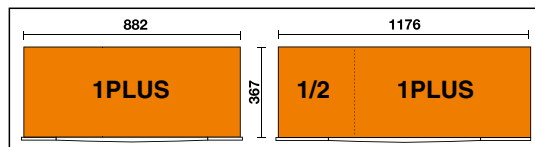
1100 kg

- 1 cassetto da 1.176x367 mm ad estrazione totale, montato su guide telescopiche a sfera
- 7 cassetti da 882x367 mm ad estrazione totale, montati su guide telescopiche a sfera:
6 cassetti altezza 70 mm
1 cassetto altezza 140 mm
- Piano di lavoro in MDF rivestito in acciaio inossidabile con fori per la collocazione di una morsa 1599F/125 o 1599GI/125 (da ordinare separatamente) e 6 vaschette portaminuteria
- Vano laterale estraibile, montato su guide telescopiche a sfera, con ripiano e serratura
- Quattro ruote Ø 150 mm di cui 2 fisse e 2 girevoli con freno
- 3 serrature di sicurezza
- Portacarta e portafilaconi integrato
- Possibilità di inserire: fino a 8 vassoi morbidi in EVA o termoformati rigidi in ABS nel cassetto da 1.176x367 mm fino a 6 vassoi morbidi in EVA o termoformati rigidi in ABS nel cassetto da 882x367 mm



€ 3.490,00

L'ASSORTIMENTO PIÙ COMPLETO DI SEMPRE!



n°		Max
1	70 mm (1.176x367 mm)	40 kg
6	70 mm (882x367 mm)	30 kg
1	140 mm (882x367 mm)	35 kg



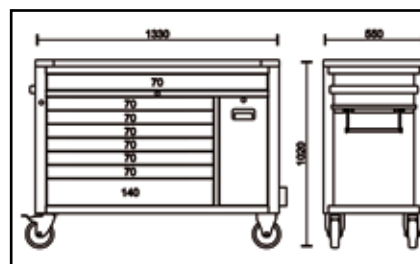
024006381



024006387



024006383



52

- 42
BW 55
BW 94
BW 141
- 6-7-8-9-10-11-12-13-14-15-16-17-18-19-20-21-22-23-24-27-30-32 mm
 - 6x7-8x9-10x11-12x13-14x15-16x17-18x19-20x22-21x23-24x27-30x32 mm
 - 8x10-10x11-11x13-12x14-17x19-19x22-22x24 mm
 - 8-9-10-11-12-13-14-15-16-17-18-19 mm



35

- 943E
1201E
1202E
1201EN
1202EN
1207E/TX
- 5-5,5-6-7-8-9-10-11-12-13-14 mm
 - 2,5x50-3x75-4x100-5,5x125-6,5x150-8x200 mm
 - PH0x60-PH1x80-PH2x100-PH3x150 mm
 - 4x30 mm
 - PH1x30 mm
 - T6-T7-T8-T9-T10-T15-T20-T25-T27-T30-T40-T45

BW 5945VU-C45PRO 2.0  059456313

NOVITÀ

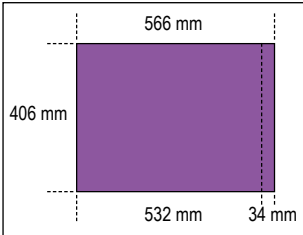
Assortimento di 196 utensili per utilizzo universale, in vassoio morbido in EVA



x196

per C45PRO 2.0










€ 520,00



23

BW 1771RL  18 mm	BW 1150BM  180 mm
1771 18 mm	BW 1166BM  166 mm
BW 31 Ø 2-3-4-5-6 mm	BW 1692/3 3 m
BW 1048 250 mm	BW 1370  300 g
BW 1082BM  160 mm	BW 1390 Ø 35 mm







36


BW 42  6-7-8-9-10-11-12-13-14-15-16-17-19-21-22-24 mm	1201E	 3,5x100 - 5,5x150 - 6,5x150 mm
BW 96BPC/SC9  1,5-2-2,5-3-4-5-6-8-10 mm	1201EN	 4x30 mm
BW 1719BMA...P  200 mm	1202E	 PH1x80 - PH2x100 mm
BW 1719BMA...M  200 mm	1202EN	 PH1x30 mm
BW 1719BMA...R  200 mm		
BW 1128BMX 150 mm		









14"


BW 900  4-4,5-5-5,5-6-7-8-9-10-11-12-13-14 mm	BW 900L  6-7-8-9-10-11-12-13 mm
BW 895/1  1/4" - □ 1/4"	BW 900/20 50 mm
BW 900/20L 100 mm	BW 900/25 150 mm
BW 900/30 150 mm	BW 900/42 115 mm
BW 900/42 115 mm	900E/55  125 mm








12"

BW 920A  12-13-14-15-16-17-18-19-20-21-22-24-27-30-32 mm	BW 910/16F  3/8" -  1/2"
	BW 920AL  14-15-17-19 mm
	BW 920/21 125 mm
	BW 920/22 255 mm
	BW 920/25 16 mm - 20,8 mm
	BW 956C  267 mm
	920E/55  267 mm

BW 861/C61 

 BW 861LP 0,5x3 (x2)-0,5x4(x2)-0,6x4,5(x2)-0,8x5(x2)-1,0x5,5(x2)-1,0x6(x2)-1,6x8(x2) mm	
 BW 861PH PH0(x2)-PH1(x7)-PH2(x7)-PH3(x2)	
 BW 861PZ PZ0(x2)-PZ1(x3)-PZ2(x3)-PZ3(x2)	
 BW 861PE 1,5-2-2,5-3-4-4,5-5-5,5-6-8 mm	
 BW 861TX T9-T10-T15-T20-T25 T27-T30-T40	
 BW 882M1  1/4 -  1/4	

BW 1256/C21-1 

 BW 1256LP 1,5-2-2,5 mm	
 BW 1256PH PH0-PH1	
 BW 1256PZ PZ0-PZ1	
 BW 1256PE 0,7-0,9-1,3-1,5-2-2,5-3 mm	
 BW 1256TX T4-T5-T6-T7	
 BW 1256RTX T8-T10-T15	
4 mm  99 mm	



BW 5945/2024

059456302

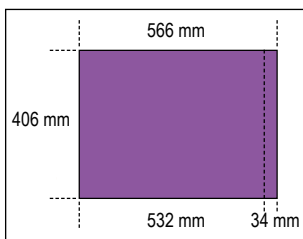
Assortimento di 268 utensili per utilizzo universale, in vassoio morbido in EVA

x268

€ 950,00



per **C45PRO 2.0**



30

BW 96BPC/SC9 ○ 1,5-2-2,5-3-4-5-6-8-10 mm
BW 42 ● 6-7-8-9-10-11-12-13-14-15-16-17-18-19-20-21-22-24-27-30-32 mm

36

BW 97TTX ○ T10-T15-T20-T25-T30
1038 ● 19+60 mm
1036 ● 19+60 mm
1034 ○ 19+60 mm
1032 ○ 19+60 mm
BW 1166BM ● 160 mm
BW 1150BM = 180 mm
BW 1082BM † 160 mm
BW 1052 † 240 mm
BW 1048 † 250 mm

BW 1256/C21-1 (4 mm)

●	BW 1256LP	1,5-2-2,5 mm
+	BW 1256PH	PH0-PH1
+	BW 1256PZ	PZ0-PZ1
○	BW 1256PE	0,7-0,9-1,3-1,5-2-2,5-3 mm
⊖	BW 1256TX	T4-T5-T6-T7
⊖	BW 1256RTX	T8-T10-T15
4 mm		99 mm

17

BW 96T ○ 2-2,5-3-4-5-6-7-8 mm
BW 34 150-175 mm
BW 1370 300 g
BW 1390 Ø 35 mm

BW 1719BMA8/Q ■ 200 mm
BW 1719BMA8/T ▲ 200 mm
BW 1719BMA8/P † 200 mm
BW 1719BMA8/M † 200 mm
BW 1719BMA8/R ● 200 mm

25

1202E ● PH0x60-PH1x80-PH2x100-PH3x150 mm
1202EN ● PH1X30 mm
1207E/TX ○ T6-T7-T8-T9-T10-T15-T20-T25-T27-T30-T40-T45
1201EN ● 4x30 mm
1201E ● 2,5x50-3x75-4x100-5,5x125-6,5x150-8x200 mm
BW 1253 ● 3x100 mm

160

- 1/4"**
- BW 900** ○ 4-4,5-5-5,5-6-7-8-9-10-11-12-13-14 mm
 - BW 900L** ○ 5-6-7-8-9-10-11-12-13 mm
 - BW 900LP** ● 0,8x4-1,0x5,5-1,2x6,5-1,2x8,0 mm
 - BW 900PH** ● PH1-PH2-PH3
 - BW 900ME** ○ 3-4-5-6-7 mm
 - BW 900TX** ○ T10-T15-T20-T25-T27-T30
 - BW 900/20** 50 mm
 - BW 900/20L** 100 mm
 - BW 900/25** 150 mm
 - BW 900/30** 150 mm
 - BW 895/1** ○ 1/4" - □ 1/4"
 - BW 900/42** 115 mm
 - 900E/55** ● 125 mm
 - BW 900/42** 115 mm

- 12"**
- BW 895/6** ○ 5/16" - □ 1/2"
 - BW 956C** ○ 16 mm - 20,8 mm
 - BW 920/15F** □ 1/2" - ■ 3/8"
 - BW 910/22** 150 mm
 - 910E/55** ● 204 mm
 - 920E/55** ● 267 mm
 - BW 920A** ○ 8-10-11-12-13-14-15-16-17-18-19-20-21-22-23-24-26-27-28-30-32 mm
 - BW 920/25** 125 mm
 - BW 920/21** 125 mm
 - BW 920/22** 255 mm

BW 861/C61 (1/4")

●	BW 861LP	0,5x3 (x2)-0,5x4(x2)-0,6x4,5(x2)-0,8x5(x2)-1,0x5,5(x2)-1,0x6(x2)-1,6x8(x2) mm
+	BW 861PH	PH0(x2)-PH1(x7)-PH2(x7)-PH3(x2)
+	BW 861PZ	PZ0(x2)-PZ1(x3)-PZ2(x3)-PZ3(x2)
○	BW 861PE	1,5-2-2,5-3-4-4,5-5-5,5-6-8 mm
⊖	BW 861TX	T9-T10-T15-T20-T25 T27-T30-T40
□	BW 882M1	○ 1/4 - ● 1/4

- 3/8"**
- BW 910A** ○ 6-7-8-9-10-11-12-13-14-15-16-17-18-19-20-21-22 mm
 - BW 910/20** 75 mm
 - BW 910/22** 150 mm
 - BW 910/25** 150 mm
 - BW 910/16F** □ 3/8" - ■ 1/2"
 - BW 895/3** ○ 1/4" - □ 3/8"
 - BW 910E/55** ● 204 mm

BW 5945/2026

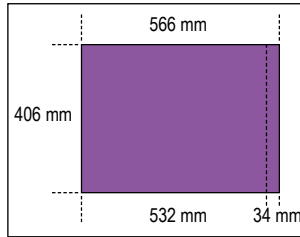
059456303

NOVITÀ

x267

Assortimento di 267 utensili AUTOMOTIVE,
in vassoio morbido in EVA

€ 950,00



per C45PRO 2.0

127

BW 42 6-7-8-9-10-11-12-13-14-15-16-17-18-19-20-21-22-24 mm
BW 96BPC/SC9 1,5-2-2,5-3-4-5-6-8-10 mm

861LP	3-4-4,5-5,5(x3)-6,5(x2)-8(x2) mm
861PH	PH0(x2)-PH1(x3)-PH2(x3)-PH3(x2)-PH4
861PZ	PZ1(x3)-PZ2(x3)-PZ3(x2)-PZ4
861PE	2-2,5(x2)-3(x2)-4(x2)-5(x2)-6(x2)-8-10 mm
861TX	T6-T7-T8-T9-T10(x2)-T15-T20(x2)-T25(x2)-T27-T30(x2)-T40(x2)
861RTX	T6-T7-T8-T10-T15-T20-T25-T27-T30-T40
861XZN	M5-M6-M8
861TQS	0-1-2-3-4-5-6-8-10
861TRW	1-2-3-4-5-6
861SP	4-6-8-10-12
861SQ	0-1(x2)-2(x2)-3
	8 - 14" (x2)

12

BW 97TTX 10-15-20-25-30 mm
1038 175 mm
1036 175 mm
1034 170 mm
1032 180 mm
BW 1166BM 160 mm
BW 1150BM 180 mm
BW 1082BM 160 mm

25

1207E/TX T06-T07-T08-T09-T10-T15-T20-T25-T27-T30-T40-T45
1201E 2,5x50 - 3x75 - 4x100 - 5,5x125 - 6,5x150 - 8x200 mm
1202E PH0x60 - PH2x80 - PH2x100 - PH3x150 mm
BW 1253 0,5x100 mm
1202EN PH1x30
1201EN 4X30 mm

11

BW 96T 2,5-3-4-5-6 mm
952 8-10-12-13-17 mm
BW 1370 500 g



14"

- BW 900** 4-4,5-5-5,5-6-7-8-9-10-11-12-13-14 mm
BW 900L 5-6-7-8-9-10-11-12-13 mm
BW 900ME 3-4-5-6-7 mm
BW 900LP 0,8x4-1x5,5-1,2x6,5-1,2x8 mm
BW 900PH PH1-PH2-PH3
BW 900TX T10-T15-T20-T25-T27-T30
BW 900/20 50 mm
BW 900/20L 100 mm
BW 900/25 115 mm
BW 900/42 125 mm
900E/55 150 mm
BW 900/30 150 mm
BW 895/1 1/4" - 1/4"
BW 895/3 5/16" - 3/8"
BW 895/6 5/16" - 1/2"

12"

- BW 920A** 8-10-11-12-13-14-15-16-17-18-19-20-21-22-23-24-26-27-28-30-32 mm
BW 720L 10-12-13-15-17-19-21-24 mm
920E/55 267 mm
BW 920/25 125 mm
BW 920/21 3/8" - 1/2"
BW 910/16F 16 mm - 20,8 mm
BW 956C 16 mm - 20,8 mm

92

BW 5958U

059456157

1/4"

NOVITÀ

1/2"

x157

Assortimento di 157 utensili per utilizzo universale, accessori di fissaggio inclusi.



per C45PRO 2.0

€ 510,00

	BW 42		6-7-8-9-10-11-12-13-14-15-16-17-18-19-20-21-22 mm
	BW 96/SC9		1,5-2-2,5-3-4-5-6-8-10 mm
	920E/55		12" 267 mm
	BW 920A		10-11-12-13-14-15-16-17-18-19-20-21-22-23-24-26-27-28-30-32 mm
	BW 920/21		12" 125 mm
	BW 920/22		12" 250 mm
	BW 920/25		12"
	BW 910/16F		□ 3/8" - ■ 1/2"
	900E/55		14" 125 mm
	BW 900		4-4,5-5-5,5-6-7-8-9-10-11-12-13-14 mm
	BW 900/25		14"
	BW 900/20		14" 50 mm
	BW 900/20L		14" 100 mm
	BW 900/42		14" 115 mm
	BW 1048		250 mm
	BW 1128BMX		150 mm
	BW 1370		300 g

	BW 1390		Ø 35 mm
	BW 1692/5		5 m
	BW 1719BMA...Q	■	200 mm
	BW 1719BMA...T	▲	200 mm
	BW 1719BMA...P	▮	200 mm
	BW 1719BMA...M	▷	200 mm
	BW 1719BMA...R	●	200 mm
	1771		18 mm
	1032		180 mm
	1036		175 mm
	BW 1082BM	⤴	160 mm
	BW 1150BM	≡	180 mm
	BW 1166BM	●	160 mm
	1201E	●	3x75 - 3,5x100 - 4x125 - 5,5x150 - 6,5x150 - 8x200 - 10x200 mm
	1202E	⊕	PH0x60 - PH1x80 - PH2x100 - PH3x150 mm

BW 861/C61

	BW 861LP	0,5x3 (x2)-0,5x4(x2)-0,6x4,5(x2)-0,8x5(x2)-1,0x5,5(x2)-1,0x6(x2)-1,6x8(x2) mm
	BW 861PH	PH0(x2)-PH1(x7)-PH2(x7)-PH3(x2)
	BW 861PZ	PZ0(x2)-PZ1(x3)-PZ2(x3)-PZ3(x2)
	BW 861PE	1,5-2-2,5-3-4-4,5-5-5,5-6-8 mm
	BW 861TX	T9-T10-T15-T20-T25 T27-T30-T40
	BW 862M1	○ 1/4 - ● 1/4



Le immagini sono indicative, Beta Utensili si riserva il diritto di apportare aggiornamenti e migliorie alla propria gamma produttiva senza alcun preavviso.

Beta
WORKER

Beta Utensili S.p.A.
via Volta, 18 - 20845 Sovico (MB)
tel +39 039 20771
www.beta-tools.com

